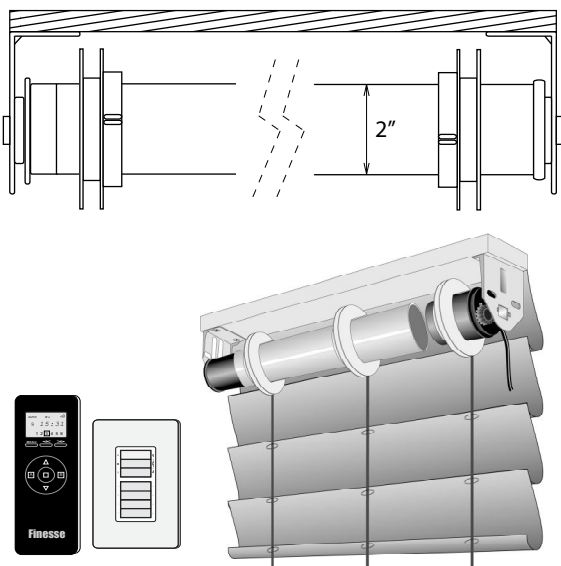


MOTORIZED ROMAN SHADE SYSTEMS

Heavy Duty Motorized Roman Shade System

Powerful and quiet remotely controlled tubular lifting system for all styles of Roman, Austrian, Balloon, Hobbled, Flat and Studio shades. Spans up to 27Ft wide, capable of lifting up to 80lbs.

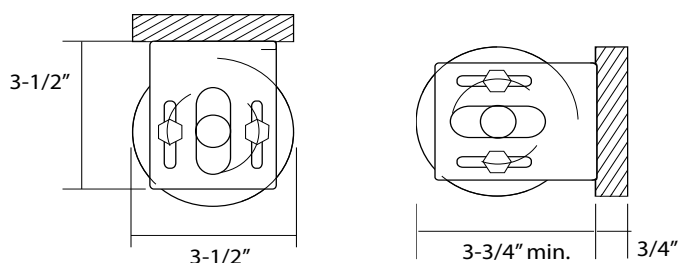
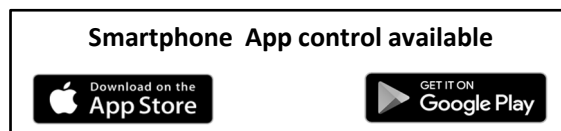


Features:

- Motor is concealed inside a 2" aluminum tube and revolves system in both directions by pivoting on end brackets.
- System comes complete with installation brackets mounted on a 1 x 4 wooden board.
- Field adjustable cord take up reels in conjunction with 6mm polyester lifting tape ensure even lifting operation.
- Stable built-in limit switches allow for easy adjustment of automatic stopping at top and bottom positions.
- Available for plug-in and hardwiring.
- Convenient operation of single or multiple windows or for those hard to reach windows.
- 6-channel RF remote control (with optional timer) and 4-channel wireless wall switch work with every Finesse drape & shade system.
- Integrates with all major Automation systems.

Specifications:

	90W	140W
- Rated Power:	110VAC / 0.85A	110VAC / 1.35A
- Rated torque:	6Nm	12Nm
- Max lifting capacity:	40lbs	80lbs
- Rotary speed:	26rpm	26rpm
- Noise level:	36dB	36dB
- Minimum system width:	30"	
- Maximum system width:	108" (9ft) uncoupled up to 324" (27ft) coupled.	
- Maximum system height:	276" (23ft)	
- Adjustable cord take up pulleys with 6mm non-stretch lifting tape are spaced up to a maximum of 20"		
- Maximum load capacity:	6lbs per pulley	



Please contact customer service for quotation

For smaller profile & low voltage power please refer to motorized Designer Roman Shade system (page 8) and Standard Motorized Roman Shade system (page 9).
 For system width under 30" please refer to Decora Motorized Roman Shade system (page 7).